



## NC6 Contactor, 6~9A

### 1. General

- 1.1 Certificates: CE, VDE, UKrSEPRO, GOST, UL;
- 1.2 Electric ratings: AC50/60Hz, up to 690V, up to 9A;
- 1.3 Application: remotely makes and breaks circuit, protect circuit from overload assembling with proper thermal relay;
- 1.4 Utilization category: AC-1, AC-3, AC-4;
- 1.5 Ambient temperature: -5°C~+40°C;
- 1.6 Altitude: ≤2000m;
- 1.7 Mounting category: III
- 1.8 Mounting conditions:  
inclination between mounting plane and vertical plane not exceed ±30°
- 1.9 Standard: IEC/EN 60947-4-1

### 2. Type designation

N C 6 - □ □ □ □ □

Blank: Screw-clamp connection  
 K: With solder "pins"  
 for direct connection  
 to printed circuit boards.

Number of contacts

10: 3N/O main contacts,  
 1N/O auxiliary contact

01: 3N/O main contacts,  
 1N/C auxiliary contact

04: 4N/O main contacts

08: 2N/O+2N/C main contacts

Rated operational current (AC-3, 380V)

Design sequence No.

Contactor





Company code




**3. Technical data**

3.1 Contactor

★ 3P contactor AC coil operation

Items		Model	NC6-06	NC6-06-K	NC6-09	NC6-09-K
						
Rated conventional heating current (A)	AC-1		20		20	
Rated operational current (A)	AC-3/AC-4	380/400V	6		9	
		660/690V	3.8		5	
Power of motor	kW (AC-3)	220/230V	1.5		2.2	
		380/400V	2.2		4	
		660/690V	3		4	
	hp	240V	-		2	
		400V	-		3	
		600V	-		3	
Operating cycles (operations/h)	Electrical	AC-3	1,200		1,200	
		AC-4	300		300	
	Mechanical	3,600		3,600		
Electrical life ( $\times 10^3$ operations)	AC-3	AC-3	1,200		1,200	
		AC-4	25		25	
Mechanical life ( $\times 10^6$ operations)			10		10	
Matching fuse model			RT16-16		RT16-20	

★ 4P contactor AC operation

Items		Model	NC6-06	NC6-09
				
Rated operational current (A)	AC-1		20	20
	AC-3/AC-4	380/400V	6	9
		660/690V	3.8	5
Power of motor	kW (AC-3)	220V/230V/240V	1.5	2.2
		380/400V	2.2	4
		660/690V	3	4
	hp	240V	-	2
		400V	-	3
		600V	-	3
Operating cycles (operations/h)	Electrical	AC-3	1,200	1,200
		AC-4	300	300
	Mechanical	3,600		3,600
Electrical life ( $\times 10^3$ operations)	AC-3	AC-3	1,200	1,200
		AC-4	25	25
Mechanical life ( $\times 10^6$ operations)			10	10
Matching fuse model			RT16-16	RT16-20

3.2 AC coil specifications

Items		Model	NC6-06	NC6-09
Rated control voltage (V AC)			24, 36, 48, 110, 127, 220, 230, 380, 400	
Coil power (VA)	In-rush		30	30
	Sealed		4.5	4.5


#### 4. Terminal connection

Model	Number of piece	Conductor (mm <sup>2</sup> )	Screw size	Tightening torque (N · m)
NC6-06	1	2.5	M3	0.5
NC6-09	1	2.5	M3	0.5



#### 5. Accessories

##### 5.1 Auxiliary contact

Model	Auxiliary contact		
	Model of assembled contact	Conventional heating current (A)	Control capacity
NC6-06	NCF6-20; NCF6-02	10	AC-15: 360VA
	NCF6-11; NCF6-40		DC-13: 33W
	NCF6-31; NCF6-22		
NC6-09	NCF6-13; NCF6-04	10	AC-15: 360VA
	NCF6-20; NCF6-02		DC-13: 33W
	NCF6-11; NCF6-40		
	NCF6-31; NCF6-22		
	NCF6-13; NCF6-04		



##### 5.2 Assembly with thermal over-load relay

Model of contactor	Assembled thermal over-load relay			
	Model	Rated current (A)	Recommended fuse type	
			aM	gG
 NC6-09	 NR2-11.5	0.1~0.16	0.25	2
		0.16~0.25	0.5	2
		0.25~0.4	1	2
		0.4~0.63	1	2
		0.63~1	2	4
		1~1.6	2	4
		1.25~2	4	6
		1.6~2.5	4	6
		2.5~4	6	10
		4~6	8	16
		5.5~8	12	20
		7~10	12	20
9~13	16	25		

#### 6. Overall and mounting dimensions (mm)

